

L7104SEx SUPER BRIGHT ORANGE

L7104SYx SUPER BRIGHT YELLOW

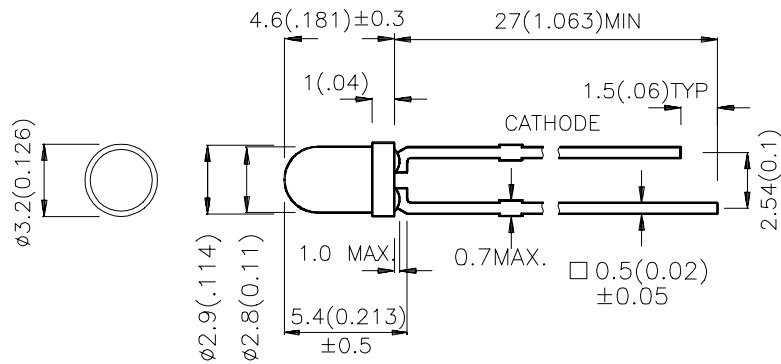
### Features

- ULTRA BRIGHTNESS.
- BOTH DIFFUSED AND WATER CLEAR LENS ARE AVAILABLE.
- OUTSTANDING MATERIAL EFFICIENCY.
- RELIABLE AND RUGGED.
- IC COMPATIBLE/LOW CURRENT CAPABILITY.

### Description

The Super Bright Orange and Super Bright Yellow source color devices are made with DH InGaAlP on GaAs substrate Light Emitting Diode.

### Package Dimensions



#### Notes:

1. All dimensions are in millimeters (inches).
2. Tolerance is  $\pm 0.25(0.01)$  unless otherwise noted.
3. Lead spacing is measured where the lead emerge package.
4. Specifications are subject to change without notice.

## Selection Guide

Part No.	Dice	Lens Type	Iv (mcd) @ 20 mA		Viewing Angle
			Min.	Typ.	2θ1/2
L7104SEC	SUPER BRIGHT ORANGE (InGaAlP)	WATER CLEAR	500	1300	34°
L7104SET		ORANGE TRANS.	500	1300	34°
L7104SED		ORANGE DIFFUSED	300	800	40°
L7104SYC	SUPER BRIGHT YELLOW (InGaAlP)	WATER CLEAR	300	700	34°
L7104SYT		YELLOW TRANS.	300	700	34°
L7104SYD		YELLOW DIFFUSED	100	250	40°

Note:

1. θ1/2 is the angle from optical centerline where the luminous intensity is 1/2 the optical centerline value.

## Electrical / Optical Characteristics at T<sub>A</sub>=25°C

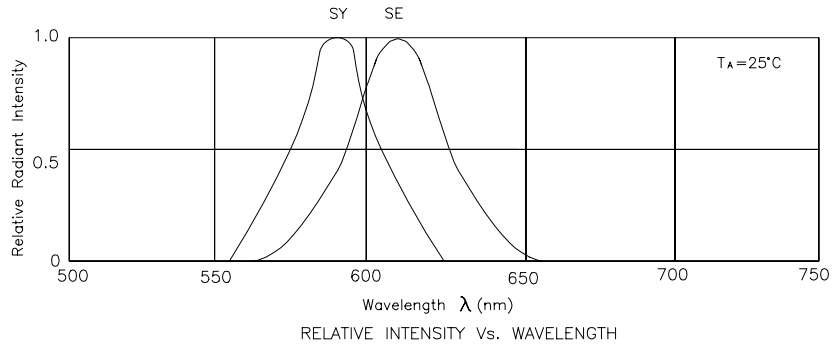
Symbol	Parameter	Device	Typ.	Max.	Units	Test Conditions
λ <sub>peak</sub>	Peak Wavelength	Super Bright Orange Super Bright Yellow	610 590		nm	IF=20mA
λ <sub>D</sub>	Dominate Wavelength	Super Bright Orange Super Bright Yellow	601 588		nm	IF=20mA
Δλ <sub>1/2</sub>	Spectral Line Halfwidth	Super Bright Orange Super Bright Yellow	29 28		nm	IF=20mA
C	Capacitance	Super Bright Orange Super Bright Yellow	30 25		pF	VF=0V;f=1MHz
V <sub>F</sub>	Forward Voltage	Super Bright Orange Super Bright Yellow	2.0 2.0	2.5 2.5	V	IF=20mA
I <sub>R</sub>	Reverse Current	All		10	uA	VR = 5V

## Absolute Maximum Ratings at T<sub>A</sub>=25°C

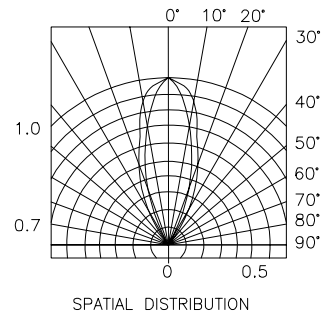
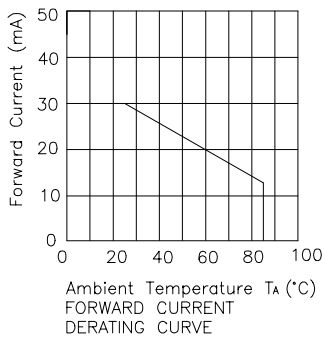
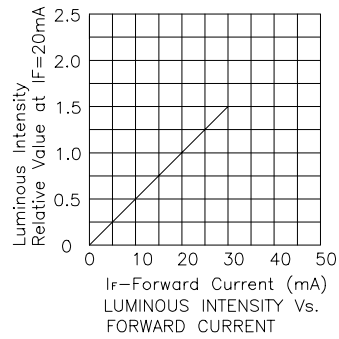
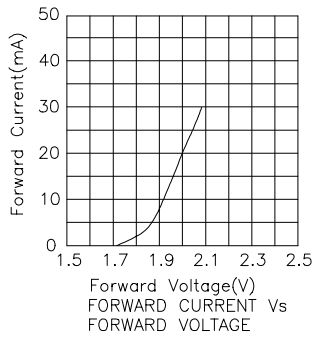
Parameter	Super Bright Orange	Super Bright Yellow	Units
Power dissipation	75	125	mW
DC Forward Current	30	30	mA
Peak Forward Current [1]	195	175	mA
Reverse Voltage	5	5	V
Operating/Storage Temperature	-40°C To +85°C		
Lead Soldering Temperature [2]	260°C For 5 Seconds		

Notes:

1. 1/10 Duty Cycle, 0.1ms Pulse Width.
2. 4mm below package base.



## Super Bright Orange L7104SEC,L7104SET,L7104SED



## Super Bright Yellow L7104SYC,L7104SYT,L7104SYD

